

< Low Noise GaAs HEMT >

MGF4931AM

4pin flat lead package

DESCRIPTION

The MGF4931AM super-low noise InGaAs HEMT (High Electron Mobility Transistor) is designed for use in S to Ku band amplifiers.

The 4pin flat lead package is small-thin size, and offers high cost performance.

FEATURES

- Low noise figure @ f=12GHz
NFmin. = 0.60dB (Typ.)
- High associated gain @ f=12GHz
Gs = 11.5dB (Typ.)

APPLICATION

S to Ku band low noise amplifiers

QUALITY GRADE

GG

RECOMMENDED BIAS CONDITIONS

VDS=2V, ID=7.5mA

ORDERING INFORMATION

Tape & reel 15000pcs/reel

RoHS COMPLIANT

MGF4931AM is a RoHS compliant product. RoHS compliance is indicated by the letter "G" after the Lot Marking.

ABSOLUTE MAXIMUM RATINGS (Ta=25°C)

Symbol	Parameter	Ratings	Unit
VGDO	Gate to drain voltage	-4	V
VGSO	Gate to source voltage	-4	V
ID	Drain current	IDSS	mA
PT	Total power dissipation	50	mW
Tch	Channel temperature	125	°C
Tstg	Storage temperature	-55 to +125	°C

ELECTRICAL CHARACTERISTICS (Ta=25°C)

Symbol	Parameter	Test conditions	Limits			Unit
			MIN.	TYP.	MAX	
V(BR)GDO	Gate to drain breakdown voltage	IG=-10μA	-3	--	--	V
Igss	Gate to source leakage current	VGS=-2V, VDS=0V	--	--	50	μA
IDSS	Saturated drain current	VGS=0V, VDS=2V	10	--	60	mA
VGS(off)	Gate to source cut-off voltage	VDS=2V, ID=500μA	-0.1	--	-1.5	V
Gs	Associated gain	VDS=2V, ID=7.5mA, f=12GHz	10.0	11.5	--	dB
NFmin.	Minimum noise figure		--	0.50	0.80	dB

Note: Gs and NFmin. are tested with sampling inspection.

Outline Drawing

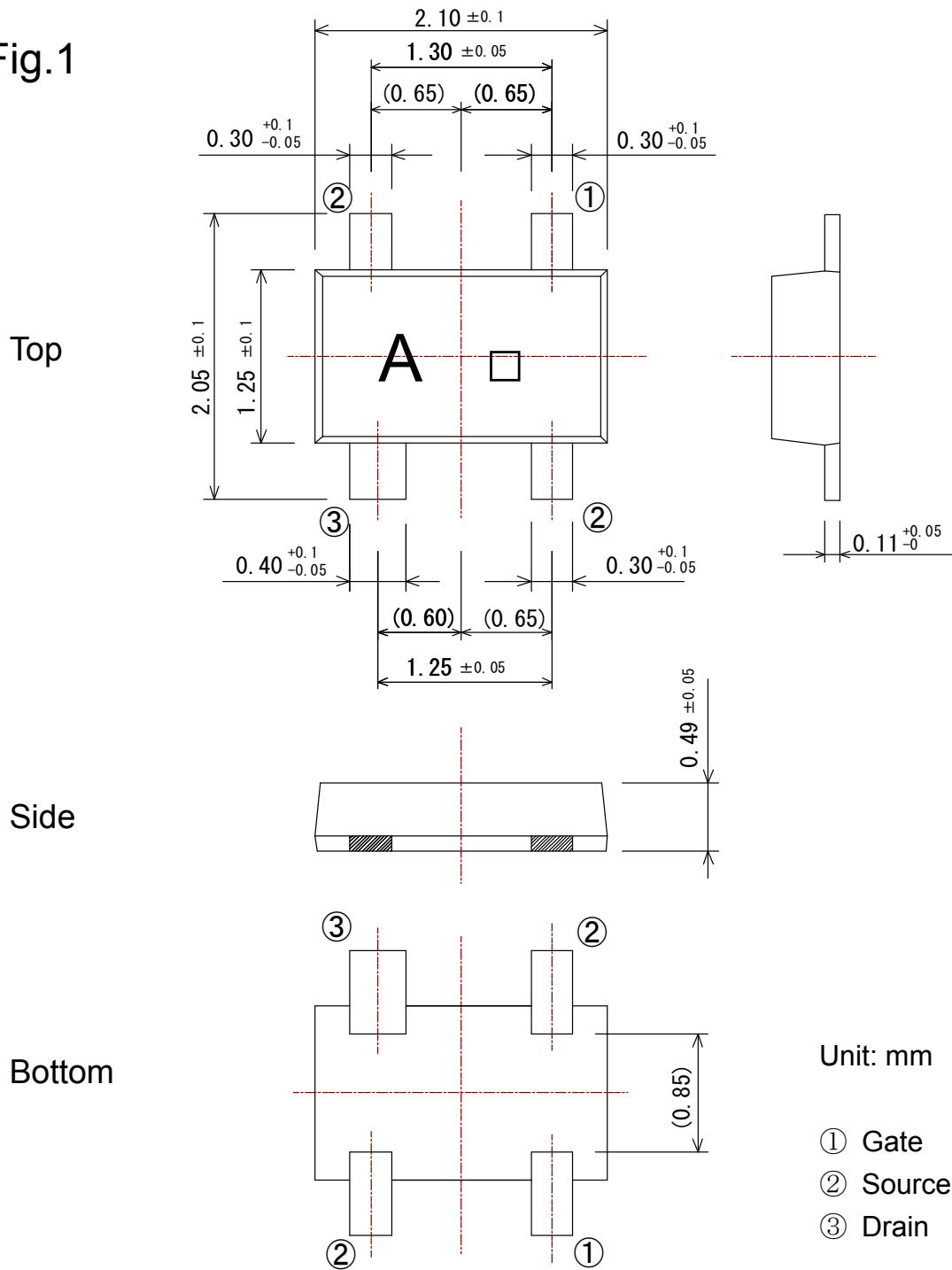
Fig.1

MITSUBISHI Proprietary

Not to be reproduced or disclosed without permission by Mitsubishi Electric

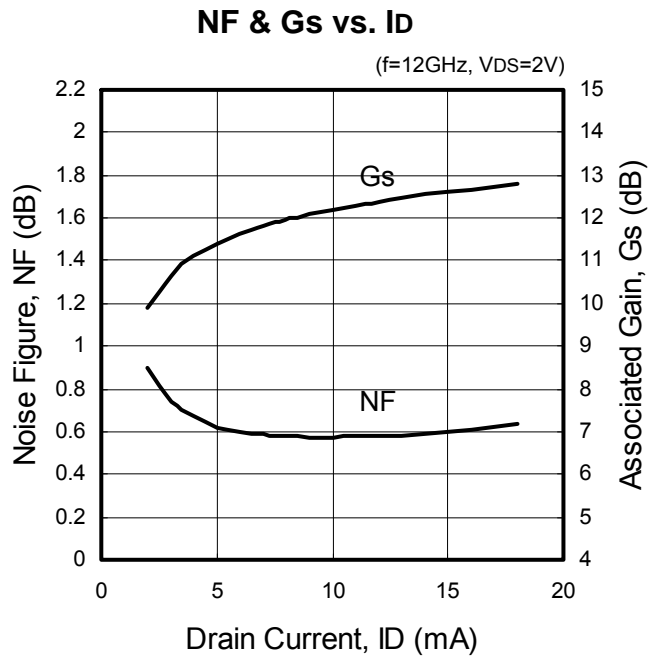
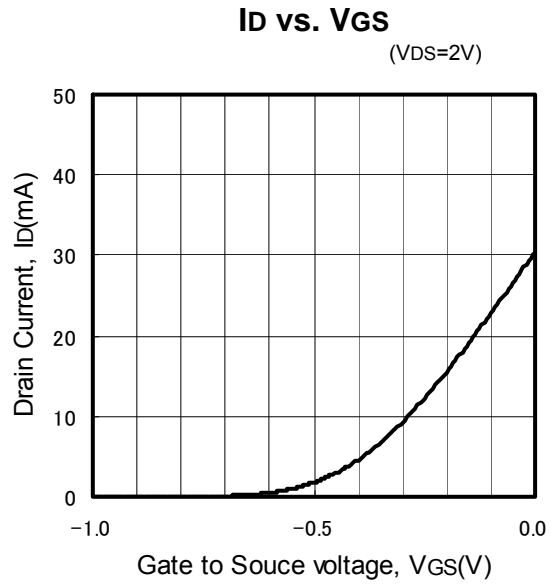
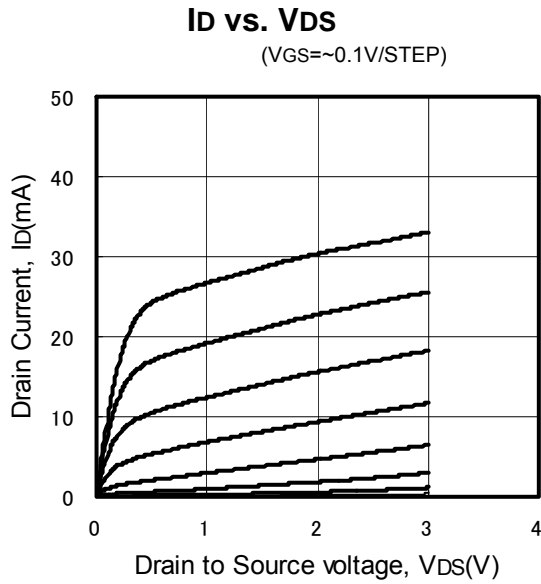
< Low Noise GaAs HEMT >
MGF4931AM
 4pin flat lead package

Fig.1



(GD-30)

TYPICAL CHARACTERISTICS (Ta=25°C)

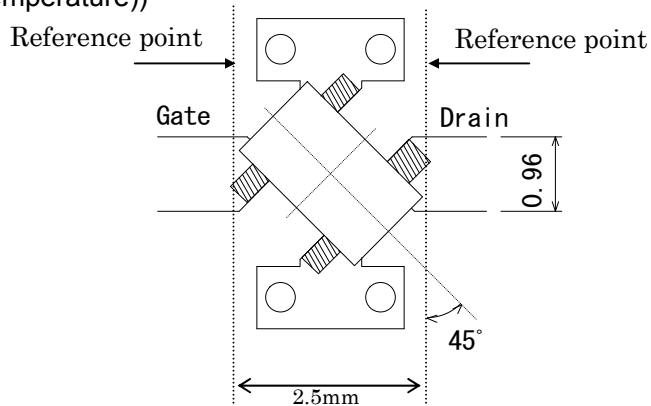


S PARAMETERS ($V_{DS}=2V, I_D=7.5mA, T_a=room\ temperature$)

Freq. (GHz)	S11		S21		S12		S22	
	(Mag)	(Ang)	(Mag)	(Ang)	(Mag)	(Ang)	(Mag)	(Ang)
1	0.989	-14.5	4.153	163.1	0.018	77.153	0.734	-12.6
2	0.958	-29.2	4.063	146.8	0.034	66.346	0.709	-24.5
3	0.915	-44.1	4.038	131.1	0.050	56.177	0.686	-36.7
4	0.852	-62.3	4.137	113.8	0.066	43.717	0.621	-51.7
5	0.794	-76.7	3.970	99.2	0.075	35.035	0.592	-62.5
6	0.729	-89.9	3.762	85.1	0.082	27.81	0.557	-72.0
7	0.667	-104.0	3.640	71.1	0.087	20.495	0.518	-81.5
8	0.596	-118.7	3.491	57.3	0.090	13.979	0.473	-90.2
9	0.533	-134.1	3.371	44.1	0.091	9.165	0.421	-99.6
10	0.471	-151.1	3.266	30.6	0.094	5.1001	0.374	-109.1
11	0.425	-170.4	3.179	17.1	0.096	2.4743	0.325	-120.5
12	0.407	168.2	3.137	3.4	0.103	0.389	0.287	-137.2
13	0.413	145.8	3.034	-10.5	0.111	-2.411	0.254	-158.5
14	0.449	124.2	2.935	-25.1	0.120	-6.73	0.246	174.4
15	0.509	105.1	2.805	-40.2	0.131	-13.04	0.273	144.9
16	0.584	88.5	2.646	-55.3	0.141	-20.38	0.329	120.2
17	0.650	74.6	2.444	-70.3	0.147	-27.74	0.402	100.0
18	0.711	62.0	2.179	-85.1	0.150	-35.89	0.478	83.7
19	0.761	51.9	1.920	-97.9	0.153	-43.61	0.543	69.9
20	0.805	43.6	1.737	-108.8	0.155	-51.69	0.597	57.9
21	0.835	37.3	1.580	-119.6	0.156	-59.69	0.642	46.8
22	0.856	32.2	1.453	-129.8	0.154	-66.83	0.681	36.5
23	0.878	28.1	1.350	-139.9	0.150	-73.14	0.724	26.4
24	0.880	23.3	1.261	-149.5	0.148	-77.89	0.768	17.4
25	0.884	16.4	1.205	-159.6	0.150	-83.6	0.824	9.2
26	0.874	9.1	1.140	-170.4	0.147	-89.39	0.856	1.6

Noise Parameter ($V_{DS}=2V, I_D=7.5mA, T_a=room\ temperature$)

f (GHz)	Γ_{opt}		Rn (Ω)	NFmin (dB)
	Magn.	Angle(deg.)		
8	0.43	105.6	13.5	0.52
12	0.33	164.0	5.6	0.59
14	0.46	-147.9	7.2	0.89



Board: $\epsilon_r=2.6$

Thickness: 0.4mm

(4- ϕ 0.4: through-hole)

Note:

We are ready to provide nonlinear model for ADS and MWO users. If you are interested, please contact our sales offices.

Keep safety first in your circuit designs!

- Mitsubishi Electric Corporation puts the maximum effort into making semiconductor products better and more reliable, but there is always the possibility that trouble may occur with them. Trouble with semiconductors may lead to personal injury, fire or property damage. Remember to give due consideration to safety when making your circuit designs, with appropriate measures such as (i) placement of substitutive, auxiliary circuits, (ii) use of non-flammable material or (iii) prevention against any malfunction or mishap.

Notes regarding these materials

- These materials are intended as a reference to assist our customers in the selection of the Mitsubishi semiconductor product best suited to the customer's application; they do not convey any license under any intellectual property rights, or any other rights, belonging to Mitsubishi Electric Corporation or a third party.
- Mitsubishi Electric Corporation assumes no responsibility for any damage, or infringement of any third-party's rights, originating in the use of any product data, diagrams, charts, programs, algorithms, or circuit application examples contained in these materials.
- All information contained in these materials, including product data, diagrams, charts, programs and algorithms represents information on products at the time of publication of these materials, and are subject to change by Mitsubishi Electric Corporation without notice due to product improvements or other reasons. It is therefore recommended that customers contact Mitsubishi Electric Corporation or an authorized Mitsubishi Semiconductor product distributor for the latest product information before purchasing a product listed herein.
The information described here may contain technical inaccuracies or typographical errors.
Mitsubishi Electric Corporation assumes no responsibility for any damage, liability, or other loss rising from these inaccuracies or errors.
Please also pay attention to information published by Mitsubishi Electric Corporation by various means, including the Mitsubishi Semiconductor home page (<http://www.mitsubishielectric.com/>).
- When using any or all of the information contained in these materials, including product data, diagrams, charts, programs, and algorithms, please be sure to evaluate all information as a total system before making a final decision on the applicability of the information and products. Mitsubishi Electric Corporation assumes no responsibility for any damage, liability or other loss resulting from the information contained herein.
- Mitsubishi Electric Corporation semiconductors are not designed or manufactured for use in a device or system that is used under circumstances in which human life is potentially at stake. Please contact Mitsubishi Electric Corporation or an authorized Mitsubishi Semiconductor product distributor when considering the use of a product contained herein for any specific purposes, such as apparatus or systems for transportation, vehicular, medical, aerospace, nuclear, or undersea repeater use.
- The prior written approval of Mitsubishi Electric Corporation is necessary to reprint or reproduce in whole or in part these materials.
- If these products or technologies are subject to the Japanese export control restrictions, they must be exported under a license from the Japanese government and cannot be imported into a country other than the approved destination.
Any diversion or re-export contrary to the export control laws and regulations of Japan and/or the country of destination is prohibited.
- Please contact Mitsubishi Electric Corporation or an authorized Mitsubishi Semiconductor product distributor for further details on these materials or the products contained therein.